


**SIMERO**<sup>®</sup>  
CERAMICS



**DIAMOND**  
DURABLE & STRONG SURFACE

600x1200mm COLLECTION 2022

**LUX**  
SURFACE

# INSPIRATION



**DIAMOND**  
DURABLE & STRONG SURFACE

## EXCELLENCE OF SUBTLE DISTINCTION

---


600x1200mm

Designed to transcend time and trends, the Diamond Series from Simero is a work of art. The exceptional collection embodies a distinct finish capable of instilling ambiance never seen before and independent of tendencies.

The surfaces of the Diamond Series take their inspiration from lucid elements of nature and are crafted for modern spaces. The collection instills elements of contemporary ambiance and durability in your spaces.

# FINISH + SIZE

---



## IDEAL FORMAT

The slabs by Simero provide the ideal size that can be installed in all types of big and small places. These tiles are designed keeping in mind the requirements of modern interior design style.



## CUSTOMIZATION


The slabs by Simero are easy to customise making them perfectly fit for different applications and spaces.



## EASY INSTALLATION

Simero breaks the myth of large-sized tiles being difficult to install with its mega-sized slabs that are super easy to handle and install.

600x  
1200mm



# THE AMBIT OF COLORS

---

DIAMOND  
SMOKE



DIAMOND  
TOBACCO

DIAMOND  
CLAY

DIAMOND  
BLUE

DIAMOND  
BLACK

DIAMOND  
ROSA

DIAMOND  
NERO



# APPLICATIONS + FEATURES

The Diamond Series from Simero offers you the most versatile selection of surfaces in a distinctive finish, 13 exceptional colors, and a versatile size. The series is available in 600x1200mm size and the exceptional Lux finish from Simero.

The features of the surfaces of the series create attribute-rich spaces with characteristics like easy cleaning, resistance to fire, frost, abrasion, and more.



## APPLICATION AREAS



Kitchen And  
Bathroom  
Furniture



Interior  
Design And  
Furnishings



Airport  
Terminals



Spa  
Centres



Residential  
Spaces



Commercial  
Buildings



Industrial



Schools



Hotels



Offices



Shops

## TILES FEATURES



Lightweight  
Easily  
Handled  
Slabs



Resistance  
To Deep  
Abrasion



Resistant  
To Thermal  
Shock



Resistance  
To Acids  
And Bases



Does Not  
Absorb  
Liquids



Frost  
Resistance



Fire  
Resistance



Easy  
Cleaning



Stain  
Resistance



Easy To  
Install



Hygienic

# PRODUCT RANGE

**DIAMOND**  
DURABLE & STRONG SURFACE

600x  
1200mm

**LUX**  
SURFACE


**DIAMOND  
BLACK**




**DIAMOND  
ROSA**




**DIAMOND  
BLUE**




**DIAMOND  
BURLY**




**DIAMOND  
CREMA**




**DIAMOND  
GREEN**




**DIAMOND  
GRIS**




**DIAMOND  
SMOKE**



**DIAMOND  
TOBACCO**



**DIAMOND  
CLAY**




**DIAMOND  
IVORY**



**DIAMOND  
GREY**



**DIAMOND  
NERO**





Scan for  
360° View

WALL - **DIAMOND BLACK**, 600x1200mm

**DIAMOND**  
DURABLE & STRONG SURFACE



**DIAMOND  
BLACK**

Size  
**600x1200mm**

Finish  
**LUX SURFACE**

Random  
**5**

**LUX**  
SURFACE





**DIAMOND**  
DURABLE & STRONG SURFACE



Scan for  
360° View

WALL & FLOOR - **DIAMOND ROSA**, 600x1200mm

**SIMERO**  
CERAMICS

**DIAMOND**  
DURABLE & STRONG SURFACE

**DIAMOND  
ROSA**

Size  
**600x1200mm**

Finish  
**LUX SURFACE**

Random  
**5**

**LUX**  
SURFACE



Scan for  
360° View

WALL & FLOOR - **DIAMOND BLUE**, 600x1200mm

**DIAMOND**  
DURABLE & STRONG SURFACE



**DIAMOND  
BLUE**

Size  
**600x1200mm**

Finish  
**LUX SURFACE**

Random  
**5**

**LUX**  
SURFACE





Scan for  
360° View

WALL & FLOOR - **DIAMOND BURLLY**, 600x1200mm

**DIAMOND**  
DURABLE & STRONG SURFACE



**DIAMOND  
BURLLY**

Size  
**600x1200mm**

Finish  
**LUX SURFACE**

Random  
**5**

**LUX**  
SURFACE





Scan for  
360° View

WALL & FLOOR - **DIAMOND CREMA**, 600x1200mm

**DIAMOND**  
DURABLE & STRONG SURFACE

**DIAMOND  
CREMA**

Size  
**600x1200mm**

Finish  
**LUX SURFACE**

Random  
**5**

**LUX**  
SURFACE





Scan for  
360° View

WALL & FLOOR - **DIAMOND GREEN**, 600x1200mm

**DIAMOND**  
DURABLE & STRONG SURFACE

**DIAMOND  
GREEN**

Size  
**600x1200mm**

Finish  
**LUX SURFACE**

Random  
**5**

**LUX**  
SURFACE



Scan for  
360° View

FLOOR - **DIAMOND GRIS**, 600x1200mm

**DIAMOND**  
DURABLE & STRONG SURFACE

**DIAMOND  
GRIS**

Size  
**600x1200mm**

Finish  
**LUX SURFACE**

Random  
**5**

**LUX**  
SURFACE



**DIAMOND**  
DURABLE & STRONG SURFACE



Scan for  
360° View

FLOOR - **DIAMOND SMOKE**, 600x1200mm

**SIMERO**  
CERAMICS

**DIAMOND**  
DURABLE & STRONG SURFACE

**DIAMOND  
SMOKE**

Size  
**600x1200mm**

Finish  
**LUX SURFACE**

Random  
**5**

**LUX**  
SURFACE



Scan for  
360° View

FLOOR - **DIAMOND TOBACCO**, 600x1200mm

**DIAMOND**  
DURABLE & STRONG SURFACE

**DIAMOND  
TOBACCO**

Size  
**600x1200mm**

Finish  
**LUX SURFACE**

Random  
**5**

**LUX**  
SURFACE





Scan for  
360° View

WALL & FLOOR - **DIAMOND CLAY**, 600x1200mm

**DIAMOND**  
DURABLE & STRONG SURFACE



**DIAMOND  
CLAY**

Size  
**600x1200mm**

Finish  
**LUX SURFACE**

Random  
**9**

**LUX**  
SURFACE





Scan for  
360° View

WALL - **DIAMOND IVORY**, 600x1200mm

**DIAMOND**  
DURABLE & STRONG SURFACE

**DIAMOND  
IVORY**

Size  
**600x1200mm**

Finish  
**LUX SURFACE**

Random  
**9**

**LUX**  
SURFACE





Scan for  
360° View

FLOOR - **DIAMOND GREY**, 600x1200mm

**DIAMOND**  
DURABLE & STRONG SURFACE


**DIAMOND  
GREY**

Size  
**600x1200mm**

Finish  
**LUX SURFACE**

Random  
**9**

**LUX**  
SURFACE



**WESTWOOD**  
HOTEL & BANQUET



Scan for  
360° View

WALL & FLOOR - **DIAMOND NERO**, 600x1200mm

**DIAMOND**  
DURABLE & STRONG SURFACE


**DIAMOND  
NERO**

Size  
**600x1200mm**

Finish  
**LUX SURFACE**

Random  
**9**

**LUX**  
SURFACE







Behind Indian Oil Petrol Pump,  
Morbi-Halwad Road,  
State Highway No. 22,  
Nichi-Mandal,  
Morbi.

Customer Care No.:  
**+91 814 12 12 000**

[www.simero.in](http://www.simero.in)

